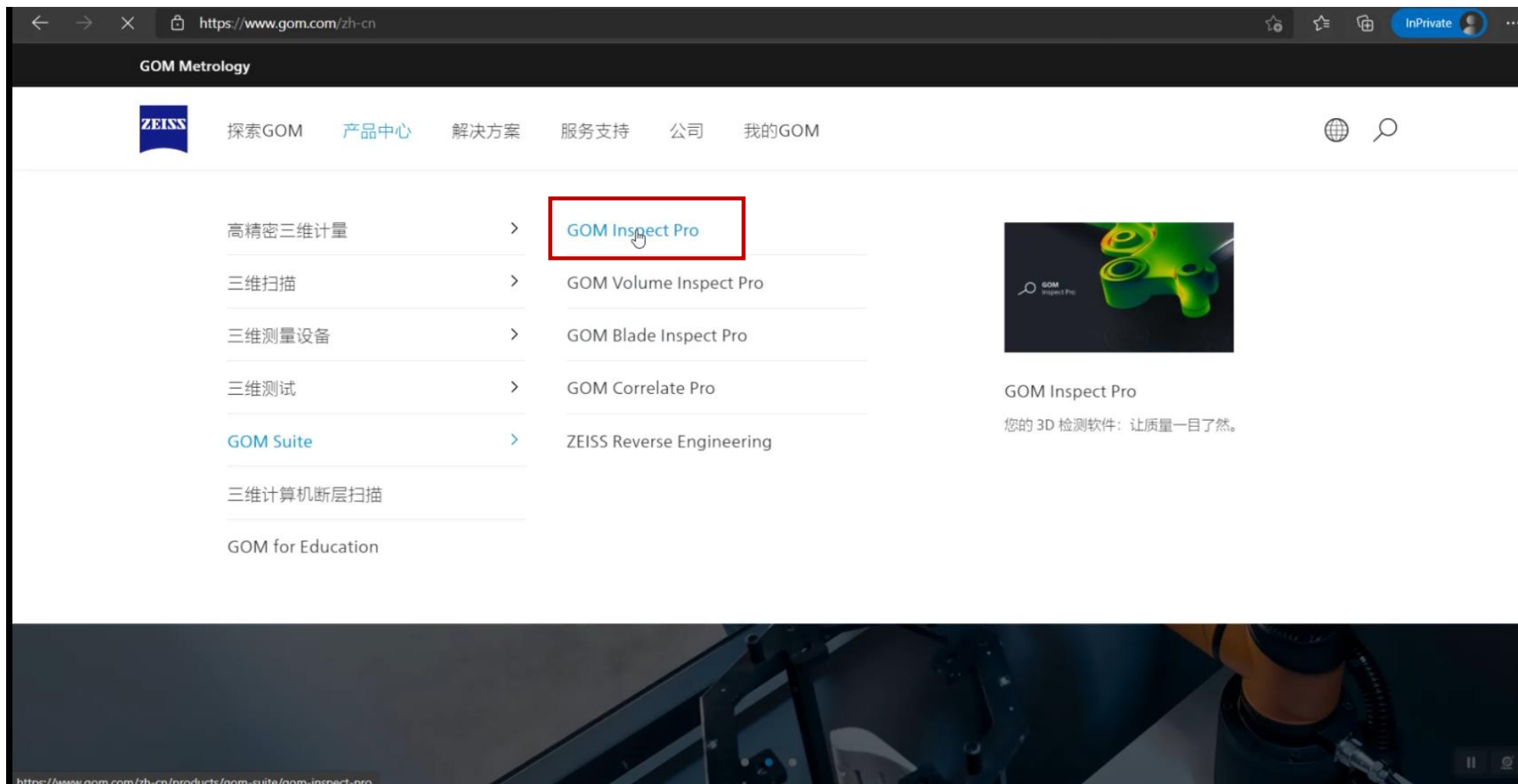


# GOM 专业版软件试用申请流程

注：试用期结束后，您可以继续免费使用软件基础版，或购买专业版许可证。

时间：2022年3月10日

Step 1: 打开官网 [www.gom.com/zh-cn](https://www.gom.com/zh-cn), 选择所需软件。



The screenshot shows the GOM Metrology website interface. The browser address bar displays <https://www.gom.com/zh-cn>. The website header includes the GOM Metrology logo and navigation links: 探索GOM, 产品中心, 解决方案, 服务支持, 公司, 我的GOM. A search icon and a globe icon are also present. The main content area features a list of products with a red box highlighting "GOM Inspect Pro".

Product Category	Product Name
高精密三维计量	GOM Inspect Pro
三维扫描	GOM Volume Inspect Pro
三维测量设备	GOM Blade Inspect Pro
三维测试	GOM Correlate Pro
GOM Suite	ZEISS Reverse Engineering
三维计算机断层扫描	
GOM for Education	

Below the product list, there is a promotional image for GOM Inspect Pro showing a 3D model of a mechanical part. The text below the image reads: "GOM Inspect Pro 您的 3D 检测软件: 让质量一目了然。"

At the bottom of the page, there is a video player showing a close-up of a robotic arm. The URL <https://www.gom.com/zh-cn/products/gom-suite/gom-inspect-pro> is visible in the bottom left corner.

Step 2: 点击免费试用。

GOM Metrology

ZEISS 探索GOM 产品中心 解决方案 服务支持 公司 我的GOM

3D检测和评估的行业标准

即刻体验GOM Inspect Pro 14天试用版，无任何合同义务。探索更多专业版软件的强大功能。试用期结束后，您可以继续免费使用GOM Inspect基础版，或购买Pro版许可证。

[免费试用](#) [下载流程PDF](#)



您的获益 实际操作 您的选择

[免费试用](#)

将检测提升到一个新的水平

GOM Inspect Pro 是一款用于详细评估 3D 数据的软件。使用 GOM Inspect Pro 执行简单或复杂的检测任务：从捕捉待

Step 3: 在登录界面注册GOM ID。

**ZEISS**

## ZEISS Metrology Software Shop

Thank you for your interest in GOM Software. Please log in with your GOM ID or register so that you can use the ZEISS Metrology Software Shop.

### Log in with GOM ID

Email Address

Password

**SIGN IN**

[Forgot your password?](#)

No GOM ID yet?  
**Sign up here**



### Log in GOM Metrology Network

GOM employees, GOM Partners  
or service providers can log in  
directly with their GOM ID.

**SIGN IN**

<https://register.gom.com>

Step 4: 填写注册信息并点击蓝色按钮提交。



### Registration for customers (GOM ID)

As a GOM customer, you can register here to enjoy all the benefits of a GOM ID.  
Download the [GOM Suite](#) and log in to discover many interesting services! Get news, register for events, start your personal training in the [GOM Training Center](#) or exchange ideas with other experts in the GOM Forum. To get your personal, free license for GOM Inspect, GOM Volume Inspect, GOM Blade Inspect or GOM Correlate, please select the desired product in the form.

Title * 称谓	
First name * 名	Last name * 姓
Company * 公司	Department/function 部门
City * 城市	Country/region * 国家
Phone 电话	
Application 应用	Industry 行业
Desired software * 所需软件	
Email * 邮箱	Confirm email * 邮箱确认
Password * 密码	Confirm password * 密码确认

I would like to receive information about products, services and offers of GOM GmbH and its affiliated companies by email. This consent can be withdrawn at any time at the end of any email. **Newsletter**

Privacy Policy \* **隐私条款**

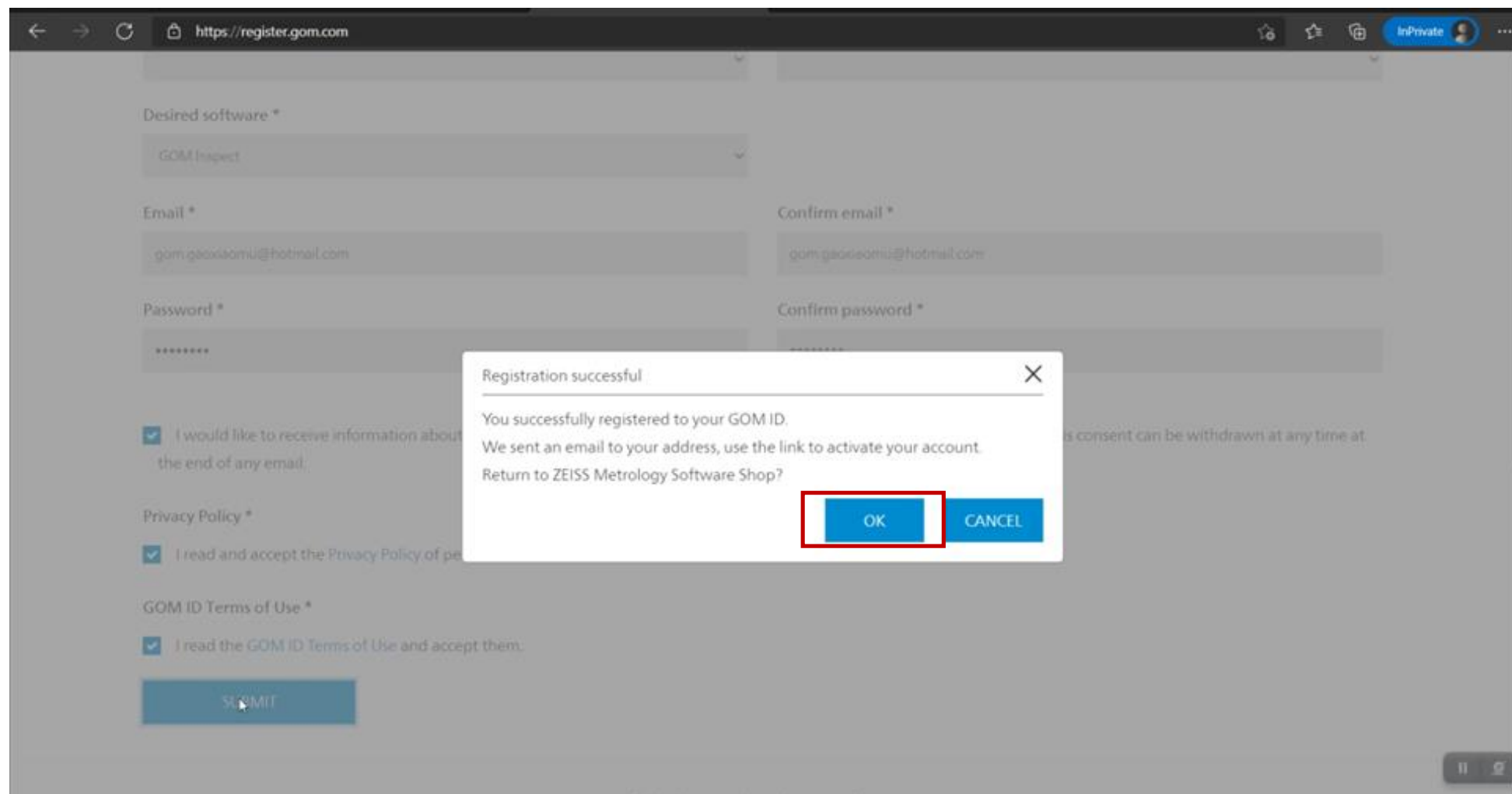
I read and accept the [Privacy Policy](#) of personal data collection and processing (GDPR).

GOM ID Terms of Use \* **GOM ID 使用声明**

I read the [GOM ID Terms of Use](#) and accept them.

**SUBMIT**

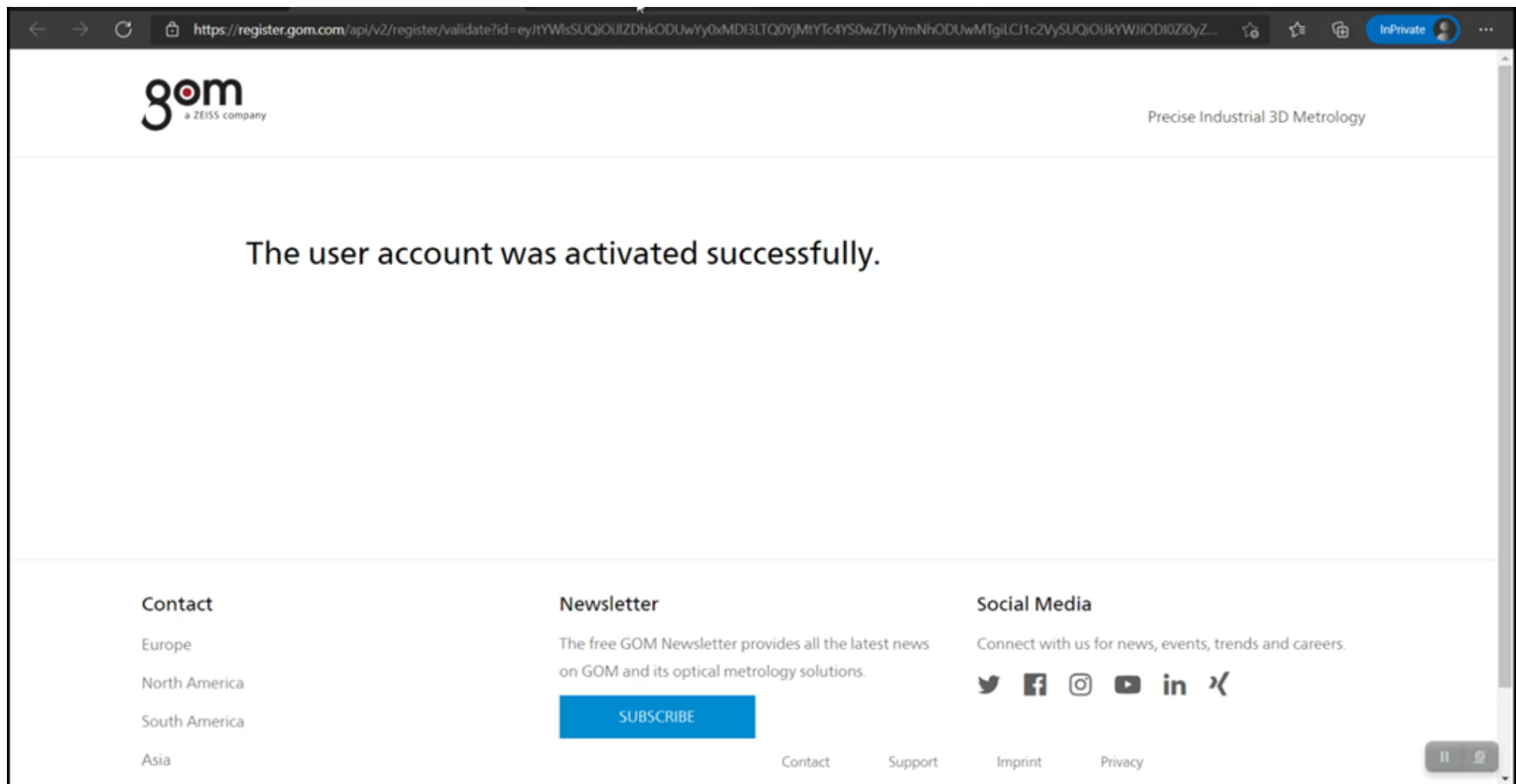
Step 5: 注册成功返回蔡司软件商城。



Step 6: 收到激活邮件，点击红色按钮激活。

The screenshot shows an Outlook web interface. The left sidebar displays the 'Inbox' folder with one email. The main content area shows an email from 'noreply@gom.com' titled 'GOM ID Email Validation'. The email body includes the GOM logo, the text 'Precise Industrial 3D Metrology', and a message: 'Dear Sir or Madam, There is one step left: Click the button to confirm your email address and activate your GOM ID.' A red rectangular box highlights a red button labeled 'ACTIVATE'. Below the button, there is a URL: 'https://register.gom.com/api/v2/register/validate?id=eyJTYWlsSUQlOUJlZDhkODUwYy0xMDI3LTQ0YjMtYjc4YS0wZTIyYmNhODUwMTg1LzE1c2V5SUQlOUJkYWJlODI0Zi0yZDZkLTQ1ZWMyYmJmNS0wMDMxZGI1YWM2MTMlfiQ==&language=en&resend=Z29tLmdhb3hpYW9tdUBob3RlYWlsLmNvbQ=='. The email also includes a note that the link is valid for 24 hours and contact information for the support team.

Step 7: 显示成功激活。





Step 8: 登录GOM ID。

ZEISS

## ZEISS Metrology Software Shop

Thank you for your interest in GOM Software. Please log in with your GOM ID or register so that you can use the ZEISS Metrology Software Shop.

### Log in with GOM ID

gom.geaxiaomu@hotmail.com

\*\*\*\*\*

**SIGN IN**

[Forgot your password?](#)

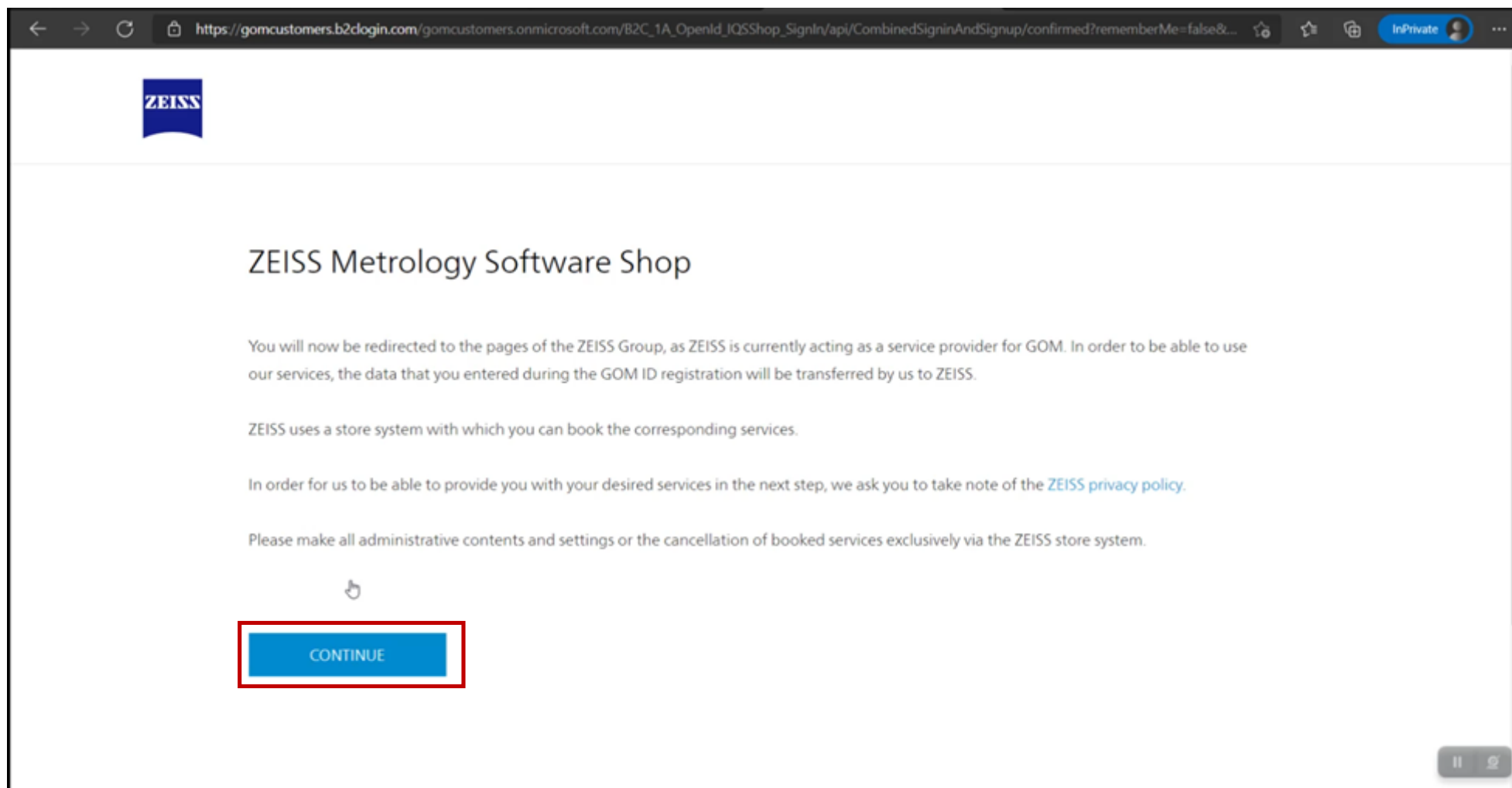
No GOM ID yet?  
[Sign up here](#)

### Log in GOM Metrology Network

GOM employees, GOM Partners  
or service providers can log in  
directly with their GOM ID.

**SIGN IN**

Step 9: 登陆账号后进入蔡司软件商城。阅读蔡司隐私条款，后点击蓝色按钮继续。




Step 10: 网页界面跳转到蔡司购物车。

ZEISS

Xiaomu Gao Logout Shopping Cart (1)

### Your Shopping Cart

Item	Qty.	List price	Total
 <b>GOM Inspect Pro Trial</b> 604000-0794-000 <p>No cost, runtime GOM Inspect Pro 14 days, afterwards basic functions. With the trial version of GOM Inspect Pro, you can try out all functions of the software in detail for 14 days. GOM Inspect Pro supports you in simple or complex inspection tasks throughout the entire inspection process - from recording the part to be inspected, through mesh editing, CAD import, the necessary form and position calculations, to trend analyses, digital assembly or proprietary inspection.</p>	1	€ 0.00	€ 0.00

I have read and agree to the [General Terms & Conditions.](#)

Yes  No

We (I) certify that the items provided by ZEISS will not be used, in their entirety or in part, in connection with

Subtotal: € 0.00

**Total: € 0.00**

[Start Free Trial](#)

Waiting for register.gom.com...

Step 11: 勾选已阅读并同意条款选项。阅读免责声明，并勾选Yes，后点击蓝色按钮 start free trial开始免费试用。

part to be inspected, through mesh editing, CAD import, the necessary form and position calculations, to trend analyses, digital assembly or proprietary inspection.

I have read and agree to the [General Terms & Conditions.](#)

Yes  No

We (I) certify that the items provided by ZEISS will not be used, in their entirety or in part, in connection with

- Development, production, handling, operation, maintenance, storage, detection, identification or dissemination of chemical, biological, radiological or nuclear weapons /other explosive devices or the development, production, maintenance or storage of missiles / other systems capable of delivering such weapons,
- the development, production, handling, operation, maintenance or storage of cluster munitions or anti-personnel mines
- human rights violations

Me or my company is not part of the armed forces or internal security forces. The items will be used for civil purposes only.

Subtotal: € 0.00

**Total: € 0.00**

[Start Free Trial](#)

Step 12: 订单提交，显示订单详情。点击蓝色按钮下载软件。

The screenshot displays a web browser window with the URL [https://trial.metrology-software.zeiss.com/INTERSHOP/web/WFS/IQD-GLOBAL-Site/en\\_US/-/EUR/ViewData-Start/5876466587/JumpTarget=ViewOrders-Detail&OrderID=...](https://trial.metrology-software.zeiss.com/INTERSHOP/web/WFS/IQD-GLOBAL-Site/en_US/-/EUR/ViewData-Start/5876466587/JumpTarget=ViewOrders-Detail&OrderID=...). The page features the Zeiss logo in the top left and the user name 'Xiaomu Gao' with a 'Logout' link in the top right. A breadcrumb trail reads 'My Account / Order Overview / Order 000000412'. A central message box contains the following text:

**Thank you for your order**

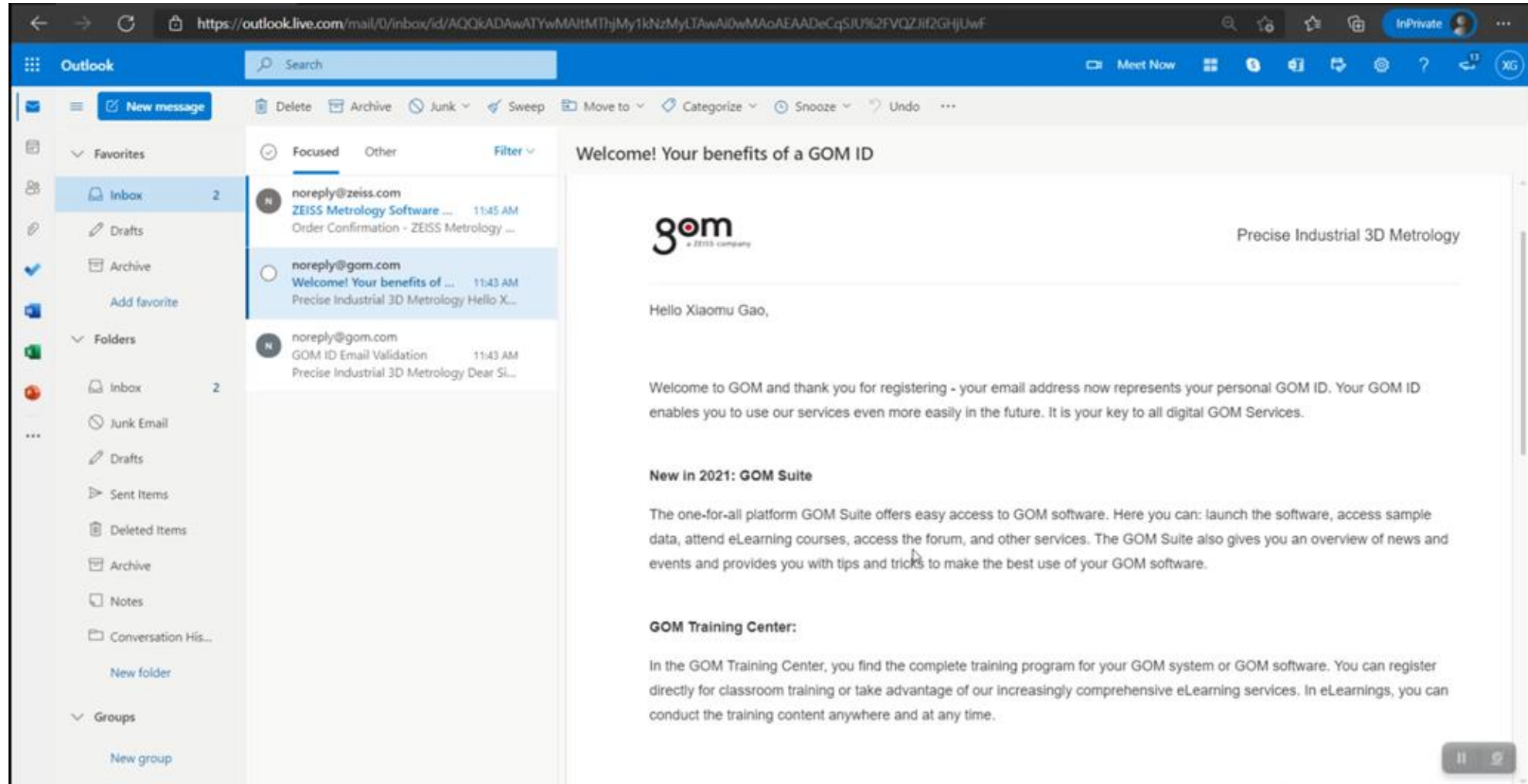
Your Order Number is: 000000412  
We will email **Xiaomu Gao** at [gom.gaoxiaomu@hotmail.com](mailto:gom.gaoxiaomu@hotmail.com) to keep you updated on the status of your order.

Thank you for your order! In the next few minutes, you will receive an email with the license for your trial version of GOM Inspect Pro. Use the button here on this page or the one in the email to download the software and then simply copy and paste the license key into your GOM Suite under Settings.

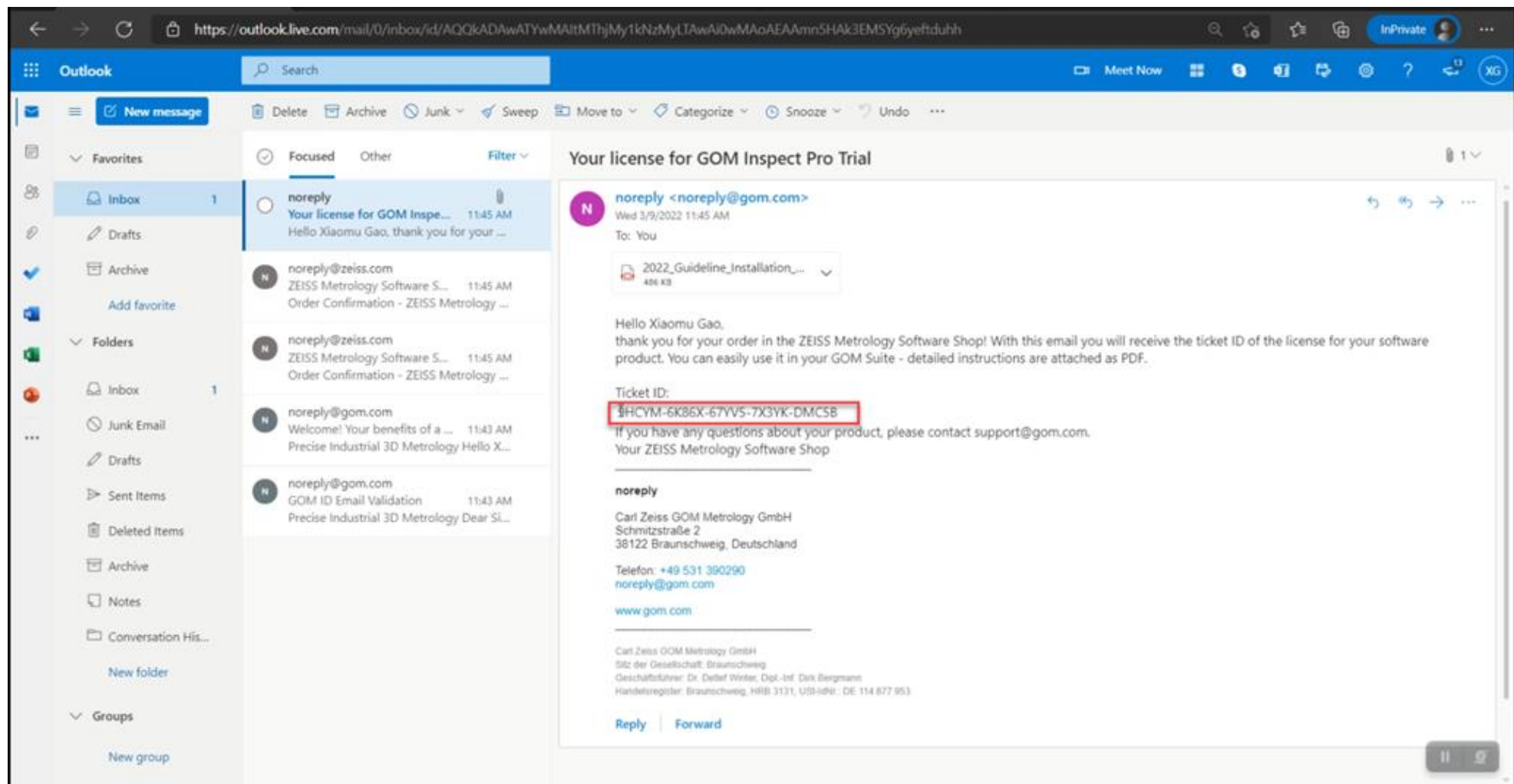
Below the message box, there is a section titled 'Download Software' with the GOM Inspect Pro logo and the text 'GOM Inspect Pro Trial'. A blue button labeled 'Download Software' with a download icon is highlighted with a red rectangular box. To the right, a sidebar menu lists 'Gao, Xiaomu', 'gom asia', 'Buyer, Account Admin', 'Profile', 'Address', 'Order Overview' (which is selected), 'Subscriptions', and 'Logout'.

Step 13: 收到软件和订单详情的相关邮件。

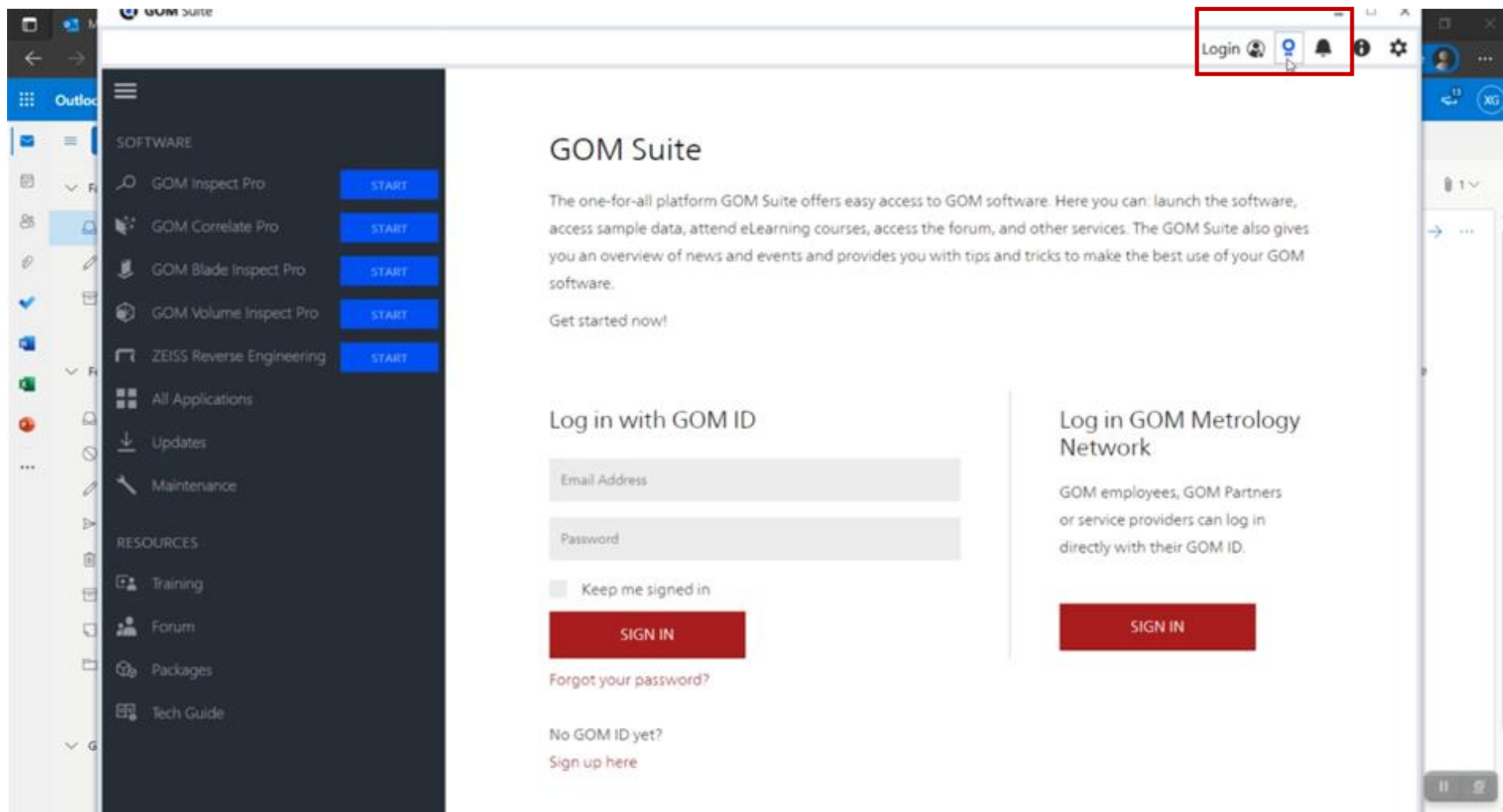
注：使用GOM ID可登录GOM Suite以及[GOM培训中心](#)，参加软件培训课程。



Step 14: 其中一封邮件收到ticket ID， 用来激活14 天的专业版试用。

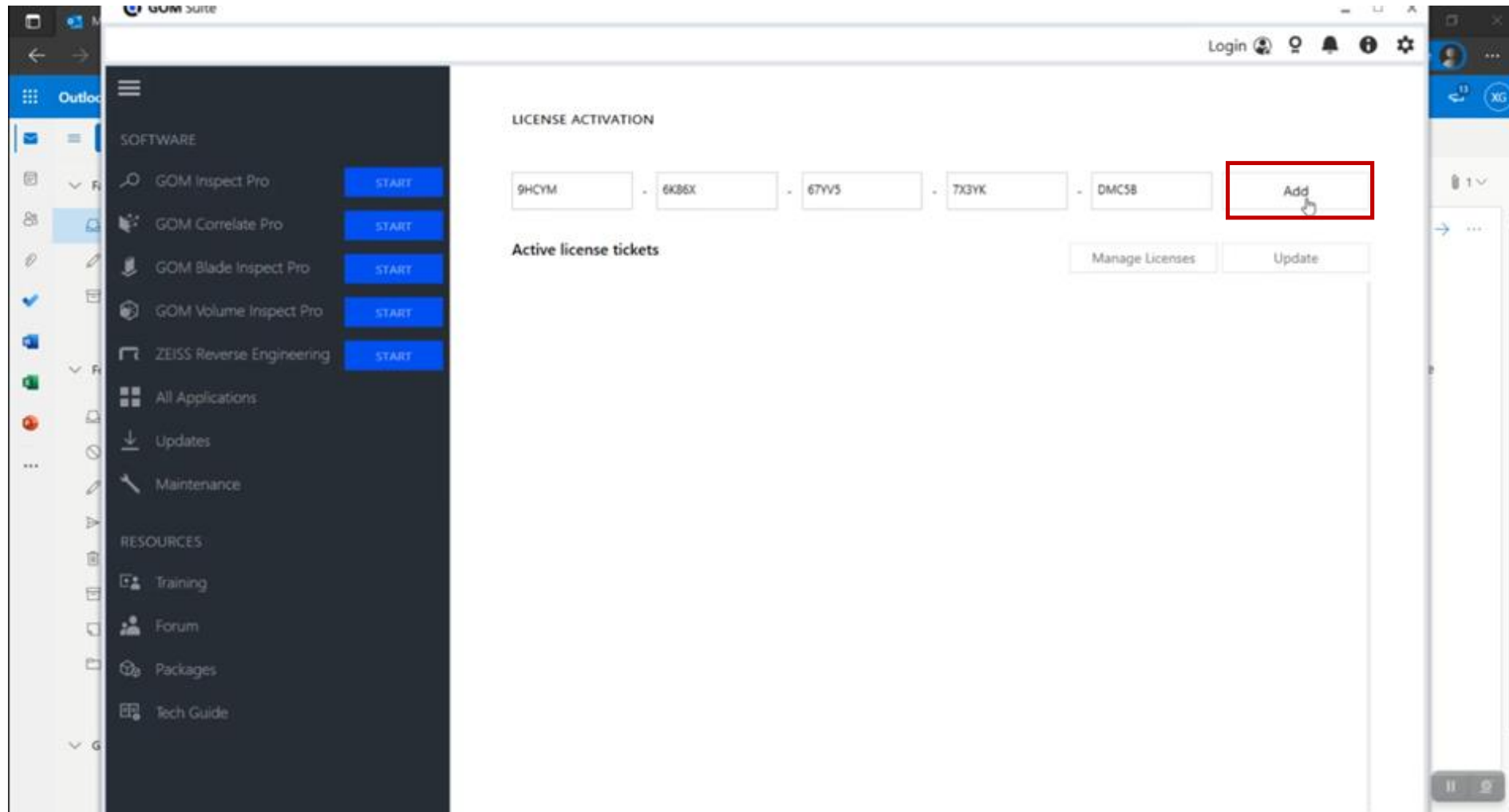


Step 15: 打开GOM Suite， 点击右上方许可证激活按钮。





Step 16: 将邮件中的ticket ID拷贝到空格中， 点击添加按钮。



Step 17: 激活后即可启动软件专业版试用。

